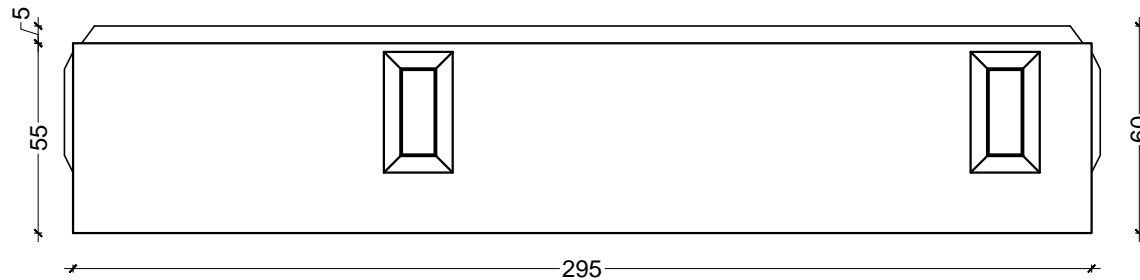
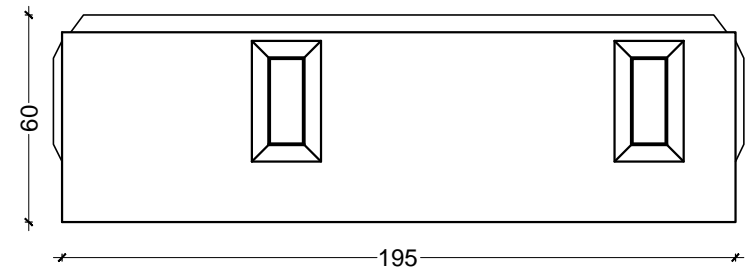


A4

AREA COVERAGE



Front Elevation



Side Elevation

60mm -Aspen stone(Rectangle)


Note: All dimensions are in mm.

1 Block = 0.645sqft.

1 Block = 0.06 sqmt.

1.55 Block = per sqft.

16.66 Block = per sqmt.



Plan

DISHA
ECOLOC PAVERS Pvt. Ltd.